

## 1. Identification of the substance/preparation and company/undertaking

<b>Product name</b>	<b>Rustilo DW 904</b>
<b>SDS no.</b>	458581
<b>Use of the substance/mixture</b>	Rust preventive / Water displacement fluid For specific application advice see appropriate Technical Data Sheet or consult our company representative.
<b>Supplier</b>	Castrol India Ltd Technopolis Knowledge Park Office PO Box 19411 Mahakali Caves Rd Chakala, Andheri (E) Mumbai 400093  Telephone: +91 (022) 66984111/66984112
<b>EMERGENCY TELEPHONE NUMBER</b>	Toll free: 000800 100 7479 (for use in India only - 24 hours) Carechem Singapore: +65 3158 1198 (24 hours)
<b>E-mail address</b>	MSDSadvice@bp.com

## 2. Hazards identification

This preparation is classified as dangerous according to Directive 1999/45/EC as amended and adapted.

<b>Physical/chemical hazards</b>	Flammable.
<b>Human health hazards</b>	Harmful by inhalation, in contact with skin and if swallowed. Harmful: may cause lung damage if swallowed. Irritating to eyes and skin. May cause sensitisation by skin contact.
<b>Environmental hazards</b>	Toxic to aquatic organisms, may cause long-term adverse effects in the aquatic environment.
<b>Additional hazards</b>	Defatting to the skin.

See sections 11 and 12 for more detailed information on health effects and symptoms and environmental hazards.

## 3. Composition/information on ingredients

Hydrocarbon solvent, film forming corrosion preventives and additives

Chemical name	CAS no.	%	EINECS / ELINCS.	Classification
Purpentine, oil	8006-64-2	50 - 100	232-350-7	R10 Xn; R20/21/22, R65 Xi; R36/38 R43 N; R51/53

See Section 16 for the full text of the R-phrases declared above.

### Type

- [1] Substance classified with a health or environmental hazard
- [2] Substance with a workplace exposure limit
- [3] Substance meets the criteria for PBT according to Regulation (EC) No. 1907/2006, Annex XIII
- [4] Substance meets the criteria for vPvB according to Regulation (EC) No. 1907/2006, Annex XIII
- [5] Substance of equivalent concern

Occupational exposure limits, if available, are listed in Section 8.

## 4. First-aid measures

<b>Eye contact</b>	In case of contact, immediately flush eyes with plenty of water for at least 15 minutes. Eyelids should be held away from the eyeball to ensure thorough rinsing. Check for and remove any contact lenses. Get medical attention.
<b>Skin contact</b>	Wash skin thoroughly with soap and water or use recognised skin cleanser. Drench contaminated clothing with water before removing. This is necessary to avoid the risk of sparks from static electricity that could ignite contaminated clothing. Contaminated clothing is a fire hazard. Contaminated leather, particularly footwear, must be discarded. Remove contaminated clothing and shoes. Wash clothing before reuse. Clean shoes thoroughly before reuse. In the event of any complaints or symptoms, avoid further exposure. Get medical attention.
<b>Inhalation</b>	If inhaled, remove to fresh air. If not breathing, if breathing is irregular or if respiratory arrest occurs, provide artificial respiration or oxygen by trained personnel. Get medical attention.

<b>Ingestion</b>	Do not induce vomiting. Never give anything by mouth to an unconscious person. If unconscious, place in recovery position and get medical attention immediately. Aspiration hazard if swallowed. Can enter lungs and cause damage. Get medical attention.
<b>Notes to physician</b>	Treatment should in general be symptomatic and directed to relieving any effects. Aspiration of this material into the lungs may cause chemical pneumonia and can be fatal. Aspiration into the lungs can occur while vomiting after ingestion of this material.

## 5 . Fire-fighting measures

### Extinguishing media

#### Suitable

Use foam or all-purpose dry chemical to extinguish.

#### Not suitable

Do not use water jet.

### Hazardous decomposition products

Decomposition products may include the following materials:

carbon dioxide  
carbon monoxide

### Unusual fire/explosion hazards

Flammable liquid. In a fire or if heated, a pressure increase will occur and the container may burst, with the risk of a subsequent explosion. Runoff to sewer may create fire or explosion hazard.

### Special fire-fighting procedures

DO NOT FIGHT FIRE WHEN IT REACHES MATERIAL. Fire water contaminated with this material must be contained and prevented from being discharged to any waterway, sewer or drain. First move people out of line-of-sight of the scene and away from windows. Move containers from fire area if this can be done without risk. No action shall be taken involving any personal risk or without suitable training. Promptly isolate the scene by removing all persons from the vicinity of the incident if there is a fire. This material is toxic to aquatic organisms. Use water spray to keep fire-exposed containers cool. Withdraw from fire and let it burn.

### Protection of fire-fighters

Fire fighters should wear positive pressure self-contained breathing apparatus (SCBA) and full turnout gear. Fire-fighters' protective clothing will only provide limited protection.

## 6 . Accidental release measures

### Personal precautions - For non-emergency personnel

Eliminate all ignition sources. Immediately contact emergency personnel. No action shall be taken involving any personal risk or without suitable training. Evacuate surrounding areas. Keep unnecessary and unprotected personnel from entering. Do not touch or walk through spilt material. Floors may be slippery; use care to avoid falling. No flares, smoking or flames in hazard area. Do not breathe vapour or mist. Ensure good ventilation. Put on appropriate personal protective equipment.

### Personal precautions - For emergency responders

Entry into a confined space or poorly ventilated area contaminated with vapour, mist or fume is extremely hazardous without the correct respiratory protective equipment and a safe system of work. Wear self-contained breathing apparatus. Wear a suitable chemical protective suit. Chemical resistant boots. See also the information in "For non-emergency personnel".

### Environmental precautions

Storage tanks must be positioned within a bunded area. Avoid dispersal of spilt material and runoff and contact with soil, waterways, drains and sewers. Inform the relevant authorities if the product has caused environmental pollution (sewers, waterways, soil or air). Water polluting material. May be harmful to the environment if released in large quantities.

### Large spill

Immediately contact emergency personnel. Stop leak if without risk. Move containers from spill area. Approach the release from upwind. Prevent entry into sewers, water courses, basements or confined areas. Contain and collect spillage with non-combustible, absorbent material e.g. sand, earth, vermiculite or diatomaceous earth and place in container for disposal according to local regulations. Use spark-proof tools and explosion-proof equipment. Contaminated absorbent material may pose the same hazard as the spilt product. The method and equipment used must be in conformance with appropriate regulations and industry practice on explosive atmospheres. Dispose of via a licensed waste disposal contractor.

### Small spill

Stop leak if without risk. Move containers from spill area. Absorb with an inert material and place in an appropriate waste disposal container. Use spark-proof tools and explosion-proof equipment. Dispose of via a licensed waste disposal contractor.

### Reference to other sections

See Section 1 for emergency contact information.  
See Section 5 for firefighting measures.  
See Section 8 for information on appropriate personal protective equipment.  
See Section 12 for environmental precautions.  
See Section 13 for additional waste treatment information.

## 7 . Handling and storage

### Handling - Protective measures

Put on appropriate personal protective equipment. Persons with a history of skin sensitization problems should not be employed in any process in which this product is used. Do not get in eyes or on skin or clothing. Do not swallow. Never siphon by mouth. Avoid breathing vapour or mist. Avoid contact of spilt material and runoff with soil and surface waterways. Use only with adequate ventilation. Wear appropriate respirator when ventilation is inadequate. Keep in the original container or an approved alternative made from a compatible material, kept tightly closed when not in use. Store and use away from heat, sparks, open flame or any other ignition source. Use explosion-proof electrical (ventilating, lighting and material handling) equipment. Use non-sparking tools. Take precautionary measures against electrostatic discharges. To avoid fire or explosion, dissipate static electricity during transfer by earthing and bonding containers and equipment before transferring material. Do not reuse container. Empty containers retain product residue and can be hazardous. Concentrations of mist, fumes and vapours in enclosed spaces may result in the formation of explosive atmospheres. Excessive splashing, agitation or heating must be avoided. During metal working, solid particles from workpieces or tools will contaminate the fluid and may cause abrasions of the skin. Where such abrasions result in a penetration of the skin, first aid treatment should be applied as soon as reasonably possible. The presence of certain metals in the workpiece or tool, such as chromium, cobalt and nickel, can contaminate the metalworking

## Handling - Advice on general occupational hygiene

### Storage

### Not suitable

fluid and as a result may induce allergic skin reactions. Keep away from ignition sources such as heat/sparks/open flame. - No smoking. Aspiration hazard if swallowed. Can enter lungs and cause damage. Avoid prolonged contact with eyes, skin and clothing.

Eating, drinking and smoking should be prohibited in areas where this material is handled, stored and processed. Wash thoroughly after handling. Remove contaminated clothing and protective equipment before entering eating areas. See also Section 8 for additional information on hygiene measures.

Eliminate all ignition sources. Keep away from heat and direct sunlight. Keep container tightly closed and sealed until ready for use. Containers that have been opened must be carefully resealed and kept upright to prevent leakage. Do not store in unlabelled containers. Separate from oxidising materials. Store in accordance with local regulations. Store in a dry, cool and well-ventilated area, away from incompatible materials (see Section 10). Store in a segregated and approved area. Use appropriate containment to avoid environmental contamination.

High temperatures

## 8 . Exposure controls/personal protection

### Ingredient name

Turpentine, oil

### Occupational exposure limits

ACGIH TLV (United States). Skin sensitizer.

TWA: 20 ppm 8 hours. Issued/Revised: 1/2003

Whilst specific OELs for certain components may be shown in this section, other components may be present in any mist, vapour or dust produced. Therefore, the specific OELs may not be applicable to the product as a whole and are provided for guidance only.

### Exposure controls

#### Occupational exposure controls

Provide exhaust ventilation or other engineering controls to keep the airborne concentrations of vapours below their respective occupational exposure limits.

All activities involving chemicals should be assessed for their risks to health, to ensure exposures are adequately controlled. Personal protective equipment should only be considered after other forms of control measures (e.g. engineering controls) have been suitably evaluated. Personal protective equipment should conform to appropriate standards, be suitable for use, be kept in good condition and properly maintained.

Your supplier of personal protective equipment should be consulted for advice on selection and appropriate standards. For further information contact your national organisation for standards.

The final choice of protective equipment will depend upon a risk assessment. It is important to ensure that all items of personal protective equipment are compatible.

#### Hygiene measures

Wash hands, forearms and face thoroughly after handling chemical products, before eating, smoking and using the lavatory and at the end of the working period. Appropriate techniques should be used to remove potentially contaminated clothing. Wash contaminated clothing before reusing. Ensure that eyewash stations and safety showers are close to the workstation location.

### Personal protective equipment

#### Respiratory protection

Use with adequate ventilation.

In case of insufficient ventilation, wear suitable respiratory equipment.

Recommended: half-face mask - organic vapor filter (Type A).

The correct choice of respiratory protection depends upon the chemicals being handled, the conditions of work and use, and the condition of the respiratory equipment. Safety procedures should be developed for each intended application. Respiratory protection equipment should therefore be chosen in consultation with the supplier/manufacturer and with a full assessment of the working conditions.

#### Hand protection

##### General Information:

Because specific work environments and material handling practices vary, safety procedures should be developed for each intended application. The correct choice of protective gloves depends upon the chemicals being handled, and the conditions of work and use. Most gloves provide protection for only a limited time before they must be discarded and replaced (even the best chemically resistant gloves will break down after repeated chemical exposures).

Gloves should be chosen in consultation with the supplier / manufacturer and taking account of a full assessment of the working conditions.

Wear suitable gloves.

Recommended: Nitrile gloves.

##### Breakthrough time:

Breakthrough time data are generated by glove manufacturers under laboratory test conditions and represent how long a glove can be expected to provide effective permeation resistance. It is important when following breakthrough time recommendations that actual workplace conditions are taken into account. Always consult with your glove supplier for up-to-date technical information on breakthrough times for the recommended glove type.

Our recommendations on the selection of gloves are as follows:

##### Continuous contact:

Gloves with a minimum breakthrough time of 240 minutes, or >480 minutes if suitable gloves can be obtained.

If suitable gloves are not available to offer that level of protection, gloves with shorter breakthrough times may be acceptable as long as appropriate glove maintenance and replacement regimes are determined and adhered to.

##### Short-term / splash protection:

Recommended breakthrough times as above.

It is recognised that for short-term, transient exposures, gloves with shorter breakthrough times may commonly be used. Therefore, appropriate maintenance and replacement regimes must be determined and rigorously followed.

#### Glove Thickness:

For general applications, we recommend gloves with a thickness typically greater than 0.35 mm.

It should be emphasised that glove thickness is not necessarily a good predictor of glove resistance to a specific chemical, as the permeation efficiency of the glove will be dependent on the exact composition of the glove material. Therefore, glove selection should also be based on consideration of the task requirements and knowledge of breakthrough times.

Glove thickness may also vary depending on the glove manufacturer, the glove type and the glove model. Therefore, the manufacturers' technical data should always be taken into account to ensure selection of the most appropriate glove for the task.

Note: Depending on the activity being conducted, gloves of varying thickness may be required for specific tasks. For example:

- Thinner gloves (down to 0.1 mm or less) may be required where a high degree of manual dexterity is needed. However, these gloves are only likely to give short duration protection and would normally be just for single use applications, then disposed of.

- Thicker gloves (up to 3 mm or more) may be required where there is a mechanical (as well as a chemical) risk i.e. where there is abrasion or puncture potential.

#### Eye protection

Safety glasses with side shields.

#### Skin and body

Use of protective clothing is good industrial practice.

Personal protective equipment for the body should be selected based on the task being performed and the risks involved and should be approved by a specialist before handling this product.

Wear clothing and footwear that cannot be penetrated by chemicals or oil.

Cotton or polyester/cotton overalls will only provide protection against light superficial contamination that will not soak through to the skin. Overalls should be laundered on a regular basis. When the risk of skin exposure is high (e.g. when cleaning up spillages or if there is a risk of splashing) then chemical resistant aprons and/or impervious chemical suits and boots will be required.

#### Personal protective equipment (Pictograms)



## 9 . Physical and chemical properties

### General information

#### Appearance

#### Physical state

Liquid.

#### Colour

Amber. [Dark]

### Important health, safety and environmental information

#### Flash point

Open cup: 40°C (104°F) [Cleveland.]

#### Viscosity

Kinematic: 3.63 mm<sup>2</sup>/s (3.63 cSt) at 40°C

#### Density

<1000 kg/m<sup>3</sup> (<1 g/cm<sup>3</sup>) at 29.5°C

#### Solubility

insoluble in water.

## 10 . Stability and reactivity

#### Stability

The product is stable.

#### Possibility of hazardous reactions

Under normal conditions of storage and use, hazardous polymerisation will not occur.

Under normal conditions of storage and use, hazardous reactions will not occur.

#### Conditions to avoid

Keep away from sources of ignition.

#### Materials to avoid

Reactive or incompatible with the following materials: oxidising materials.

#### Hazardous decomposition products

Under normal conditions of storage and use, hazardous decomposition products should not be produced.

## 11 . Toxicological information

### Acute toxicity

#### Effects and symptoms

##### Eyes

Irritating to eyes.

##### Skin

Harmful in contact with skin. Irritating to skin. May cause sensitisation by skin contact. May cause skin dryness and irritation.

##### Inhalation

Harmful by inhalation. May be harmful by inhalation if exposure to vapour, mists or fumes resulting from thermal decomposition products occurs. Exposure to high concentrations can cause dizziness, lightheadedness, headache, nausea and blurred vision. Higher levels may cause unconsciousness.

## 12 . Ecological information

**Persistence/degradability**

Not expected to be rapidly degradable.

**Mobility**

Volatile. Liquid. insoluble in water.

**Environmental hazards**

Toxic to aquatic organisms, may cause long-term adverse effects in the aquatic environment.

## 13 . Disposal considerations

**Disposal considerations /  
Waste information**

The generation of waste should be avoided or minimised wherever possible. Waste product residues should not be disposed of via the sewer but processed in a suitable effluent treatment plant. Dispose of surplus and non-recyclable products via a licensed waste disposal contractor. Disposal of this product, solutions and any by-products should at all times comply with the requirements of environmental protection and waste disposal legislation and any regional local authority requirements. Waste packaging should be recycled. Incineration or landfill should only be considered when recycling is not feasible. This material and its container must be disposed of in a safe way. Care should be taken when handling emptied containers that have not been cleaned or rinsed out. Empty containers or liners may retain some product residues. Vapor from product residues may create a highly flammable or explosive atmosphere inside the container. Do not cut, weld or grind used containers unless they have been cleaned thoroughly internally. Avoid dispersal of spilt material and runoff and contact with soil, waterways, drains and sewers.

**Special precautions**

Vapor from product residues may create a highly flammable or explosive atmosphere inside the container. Empty containers represent a fire hazard as they may contain flammable product residues and vapour. Never weld, solder or braze empty containers.

**Unused product**

Waste code	Waste designation
14 06 03*	other solvents and solvent mixtures





However, deviation from the intended use and/or the presence of any potential contaminants may require an alternative waste disposal code to be assigned by the end user.

**Packaging**

Waste code	European waste catalogue (EWC)
15 01 10*	packaging containing residues of or contaminated by dangerous substances

## 14 . Transport information

**International transport regulations**

Regulatory information	UN number	Proper shipping name	Class	PG*	Label	Additional information
<b>ADR/RID Classification</b>	UN1300	Turpentine substitute mixture	3	III		The environmentally hazardous substance mark is not required when transported in sizes of ≤5 L or ≤5 kg.  <b>Hazard identification number</b> 30  <b>Tunnel code</b> D/E
<b>ADN Classification</b>	UN1300	Turpentine substitute mixture	3	III		The environmentally hazardous substance mark is not required when transported in sizes of ≤5 L or ≤5 kg.
<b>IMDG Classification</b>	UN1300	Turpentine substitute mixture. Marine pollutant (turpentine, oil)	3	III		The marine pollutant mark is not required when transported in sizes of ≤5 L or ≤5 kg.  <b>Emergency schedules (EmS)</b> F-E, S-E
<b>ICAO/IATA Classification</b>	UN1300	Turpentine substitute	3	III		The environmentally hazardous substance mark may appear if required by other transportation regulations.

Regulatory information	UN number	Proper shipping name	Class	PG*	Label	Additional information
------------------------	-----------	----------------------	-------	-----	-------	------------------------

PG\* : Packing group

ADR/RID Classification code: F1

ADN Classification code: F1

## 15 . Regulatory information

### Label requirements

#### Hazard symbol or symbols



Harmful



Dangerous for the environment

#### Indication of danger

#### Risk phrases

R10- Flammable.  
R20/21/22- Harmful by inhalation, in contact with skin and if swallowed.  
R65- Harmful: may cause lung damage if swallowed.  
R36/38- Irritating to eyes and skin.  
R43- May cause sensitisation by skin contact.  
R51/53- Toxic to aquatic organisms, may cause long-term adverse effects in the aquatic environment.

#### Safety phrases

S23- Do not breathe vapour or mist.  
S28- After contact with skin, wash immediately with plenty of soap and water.  
S36/37/39- Wear suitable protective clothing, gloves and eye/face protection.  
S43- In case of fire, use water fog, foam, dry chemical or carbon dioxide extinguisher or spray.  
S61- Avoid release to the environment. Refer to special instructions/safety data sheet.  
S62- If swallowed, do not induce vomiting: seek medical advice immediately and show this container or label.

#### Contains

 Turpentine, oil

### Other regulations

#### REACH Status

For the REACH status of this product please consult your company contact, as identified in Section 1.

#### United States inventory (TSCA 8b)

At least one component is not listed.

#### Australia inventory (AICS)

At least one component is not listed.

#### Canada inventory

 At least one component is not listed.

#### China inventory (IECSC)

 At least one component is not listed.


#### Japan inventory (ENCS)

At least one component is not listed.

#### Korea inventory (KECI)

 At least one component is not listed.

#### Philippines inventory (PICCS)

 At least one component is not listed.

## 16 . Other information

### Full text of R-phrases referred to in sections 2 and 3

R10- Flammable.  
R20/21/22- Harmful by inhalation, in contact with skin and if swallowed.  
R65- Harmful: may cause lung damage if swallowed.  
R36/38- Irritating to eyes and skin.  
R43- May cause sensitisation by skin contact.  
R51/53- Toxic to aquatic organisms, may cause long-term adverse effects in the aquatic environment.

### History

#### Date of issue/ Date of revision

30/10/2014.

#### Date of previous issue

23/12/2013.

#### Prepared by

Product Stewardship

#### Notice to reader

 Indicates information that has changed from previously issued version.

All reasonably practicable steps have been taken to ensure this data sheet and the health, safety and environmental information contained in it is accurate as of the date specified below. No warranty or representation, express or implied is made as to the accuracy or completeness of the data and information in this data sheet.

The data and advice given apply when the product is sold for the stated application or applications. You should not use the product other than for the stated application or applications without seeking advice from BP Group.

It is the user's obligation to evaluate and use this product safely and to comply with all applicable laws and regulations. The BP Group shall not be responsible for any damage or injury resulting from use, other than the stated product use of the material, from any failure to adhere to recommendations, or from any hazards inherent in the nature of the material. Purchasers of the product for supply to a third party for use at work, have a duty to take all necessary steps to ensure that any person handling or using the product is provided with the information in this sheet. Employers have a duty to tell employees and others who may be affected of any hazards described in this sheet and of any precautions that should be taken. You can contact the BP Group to ensure that this document is the most current available. Alteration of this document is strictly prohibited.